

SPECIFICATIONS

Loudspeaker Type:	Voice-range horn system
Operating Range:	400 Hz to 8 KHz 500 Hz to 4 kHz (± 3.5 dB)
Max Input Ratings:	75W continuous, 120W program
Recommended Power Amplifier:	100W to 140W
Sensitivity (1W/1m):	115 dB SPL (400 Hz to 4 kHz 1/3 octave bands)
Maximum Output:	134 dB SPL / 141 dB SPL (peak)
Nominal Impedance:	11 Ohms
Minimum Impedance:	10.8 Ohms @ 1.8 kHz
Nominal -6dB Beamwidth:	50°H (+14° / -9°, 2 kHz to 4 kHz) 40°V (+10° / -10°, 2 kHz to 4 kHz)
Axial Q / DI:	35 / 15.4, 2 kHz to 4 kHz
Crossover Frequency:	No internal crossover
Recommended Signal Processing:	400 Hz high pass filter 24dB / Oct.
Drivers:	MF 1 x M200, Ferrofluid-cooled
Driver Protection:	None
Input Connection:	16 gauge, 2 conductor, 12 foot (4 m) SJOW cable through gland nut
Controls:	None
Enclosure:	Fiberglass
Enclosure Hardware:	None
Mounting/Rigging Provisions:	(4) 1/4" holes at the corners of the horn mouth
Grille:	None
Required Accessories:	400 Hz high pass filter 24dB / Oct.
Supplied Accessories:	Stainless steel swivel yoke bracket
Optional Accessories:	System controller
Dimensions—Height:	9.75 inches (248 mm)
Width (front):	17.63 inches (448 mm)
Width (rear):	10.5 inches (267 mm)
Depth:	25 inches (635 mm)
Weight (without bracket):	16.2 lbs (7.3 kg)
Weight (with bracket):	21 lbs (9.5 kg)
Shipping Weight:	27 lbs (12.2 kg)

NOTES:

1. Sensitivity: Free field pink noise measurement at 40 ft (12.2 m) at 50% power; extrapolated to 1 meter and an input of 3.4 volts RMS.
2. Watts: All wattage figures are calculated using the rated nominal driver impedance.



APPLICATIONS

- Voice warning systems
- Large public gatherings
- Industrial paging

FEATURES

- 2-inch (51 mm) throat exit M200 driver
- Low distortion, high efficiency
- High power output
- Non-metallic diaphragm
- Stainless steel swivel yoke bracket included
- Highly resistant to harsh environments, IP65 rating

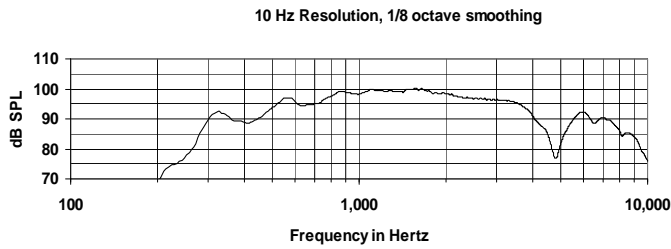
DESCRIPTION

The RMG-200A is a complete horn/driver system designed for use in stand-alone voice-range sound reinforcement and announcement/signaling applications. The RMG-200A provides focused, high output sound projection, with predictable performance and exceptional long-term durability. The horn portion of the assembly is a handcrafted one-piece waveguide, precision molded in hand-laminated, fiber-reinforced fiberglass for optimum performance. With substantial fiberglass layering and integral throat and driver flange construction, the horn is built to withstand substantial torque loads. The inherent strength and rigidity of the fiberglass construction enhances sonic efficiency by preventing sound energy loss, as well as providing inherently weatherproof fabrication.

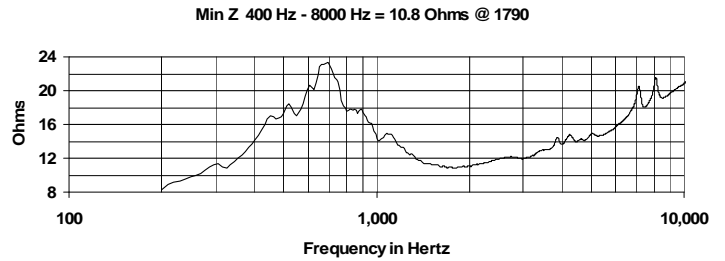
The compression driver is a high output, high sensitivity loudspeaker that is configured with the diaphragm facing forward, isolating the voice coil and magnetic structure from the environment. The one-piece, non-metallic diaphragm/suspension offers exceptional resistance to the effects of humidity, dust, and corrosive atmospheres. The large area, low compression phase plug loading and large magnet structure exhibits extremely low distortion at high outputs while maintaining high efficiency and low power compression. A fiberglass rear cover protects the driver from the effects of weather and corrosion.

A factory-installed weather-resistant stainless steel swivel yoke bracket is included. There is a five-year warranty against manufacturing defects on all components of the system.

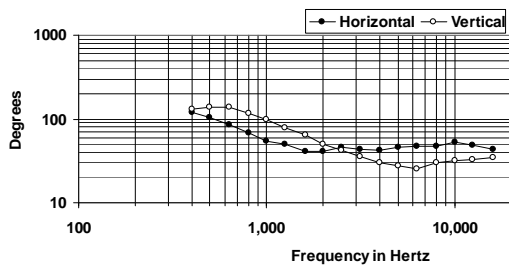
FREQUENCY RESPONSE



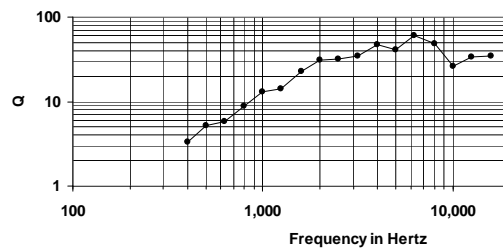
IMPEDANCE



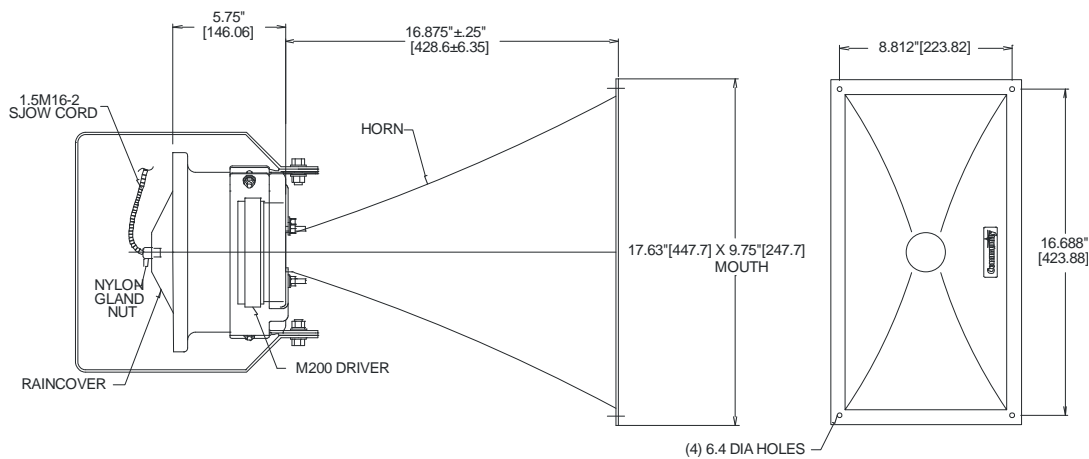
BEAMWIDTH



AXIAL Q



DIMENSIONS



ARCHITECTURAL SPECIFICATIONS

The driver shall be a 2-inch (51 mm) exit compression type, specifically designed for midrange frequency response. The 2-inch (51 mm) driver shall be mounted within a fiberglass exponential horn with an integral fiberglass weather resistant cover incorporating gland nut cable ingress. The horn and driver combination shall have an amplitude response of 500 Hz to 4 kHz dB (+/- 3.5 dB), with an input capability of 24V RMS, 115 dB sensitivity at 1 meter / 3.4V, and a nominal impedance of 11 ohms. The driver shall incorporate a large magnet structure, a one-piece, non-metallic diaphragm / suspension, and a copper-clad aluminum edgewound voice coil on a Kapton former immersed in Ferrofluid. The compression ratio shall be 1.84 to 1. The diaphragm assembly shall be field replaceable. The horn/driver system shall weigh 16.2 lbs (7.3 kg) alone and 21 lbs (9.5 kg) with the bracket.

Community strives to improve its products on a continual basis. Specifications are therefore subject to change without notice.



True to Specification

RMG-200A

VOICE-RANGE HORN SYSTEM WITH SWIVEL YOKE BRACKET

BRACKET DIMENSIONS

